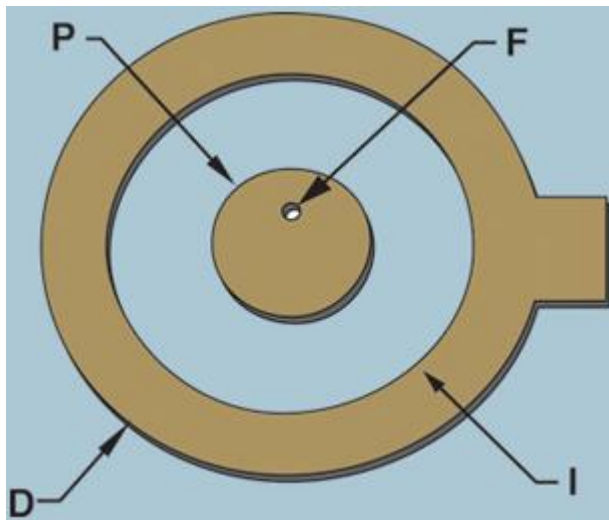


Double Sided PCB Contact PAD Layout

(Suitable for all Metal Dome except Four-legs with Through Hole and Oblong Series)



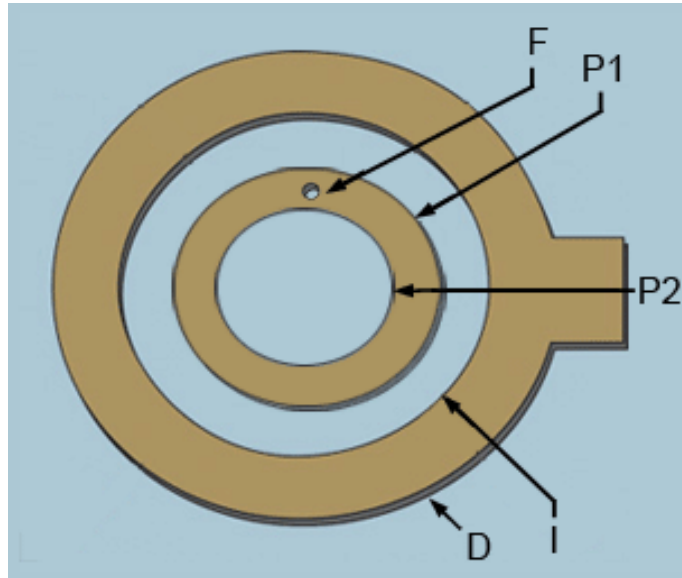
DIAMETER	"D"	"I"	"P"	"F"
3mm	4.00	2.00	1.35	0.32
4mm	4.76	3.00	1.70	0.32
5mm	5.76	4.00	2.03	0.41
6mm	6.76	5.00	2.54	0.41
7mm	8.25	5.45	2.86	0.60
8mm	9.27	6.73	3.20	0.60
8.5mm	9.78	6.98	3.81	0.89
9mm	10.27	7.48	3.81	0.89
10mm	11.28	8.49	4.08	0.89
12mm	13.27	10.18	4.90	0.89
12.2mm	13.27	10.38	4.90	0.89
20.0mm	21.90	18.09	7.00	0.89

Best Technology Co., Limited.

Tel: +86-755-2909 1601/1602

Fax: +86-755-8949 2899

Double Sided with LED PCB Contact PAD Layout
 (Suitable for Four-legs with Through Hole Metal Dome)



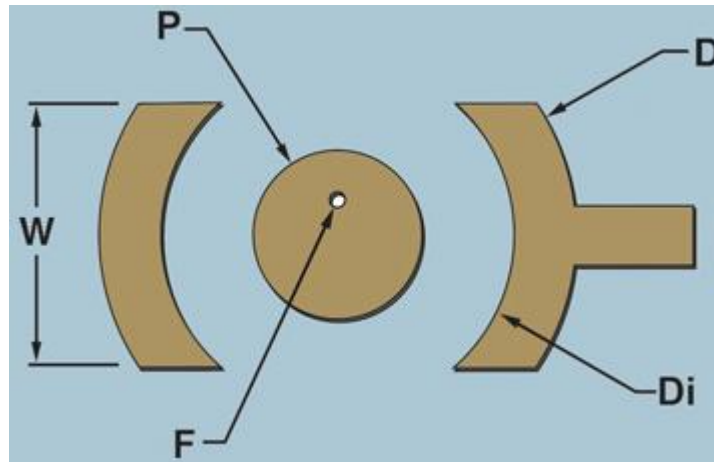
Diameter	"D"	"I"	"P1"	"P2"	"F(max)"
8.4mm	9.78	6.98	4.57	< Dome Hole Diameter	0.38
10mm	11.28	8.49	4.80		0.51
12.2mm	13.27	10.18	5.46		0.51
14mm	15.27	12.06	6.22		0.51

Best Technology Co., Limited.

Tel: +86-755-2909 1601/1602

Fax: +86-755-8949 2899

Double Sided PCB Contact PAD Layout
(Suitable for Oblong Series Metal Dome)



Diameter	"D"	"Di"	"W"	"P"	"F"
3.0x4.0mm	4.75	4.05	3.30	1.50	0.50
3.8x5.0mm	5.95	4.45	4.15	1.85	0.50
4.2x5.6mm	6.60	4.83	4.57	2.25	0.61
7.1x8.9mm	10.16	8.13	7.62	3.81	0.89
5.6x11.18mm	12.70	10.16	6.86	4.83	0.89
8.89x17.78mm	19.40	16.20	9.80	5.00	0.89
10.16x12.7mm	13.97	11.43	10.92	5.08	0.90
12.8x25.4mm	26.67	24.13	14.40	5.08	0.90
12.8x38.0mm	39.60	35.60	14.40	5.08	0.90

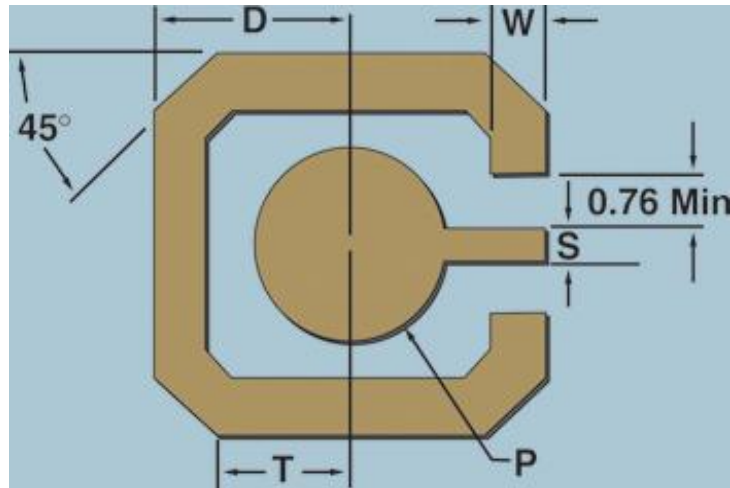
Best Technology Co., Limited.

Tel: +86-755-2909 1601/1602

Fax: +86-755-8949 2899

Single Sided PCB Contact PAD Layout

(Suitable for Four-Legs series Metal Dome, except dome with through hole)



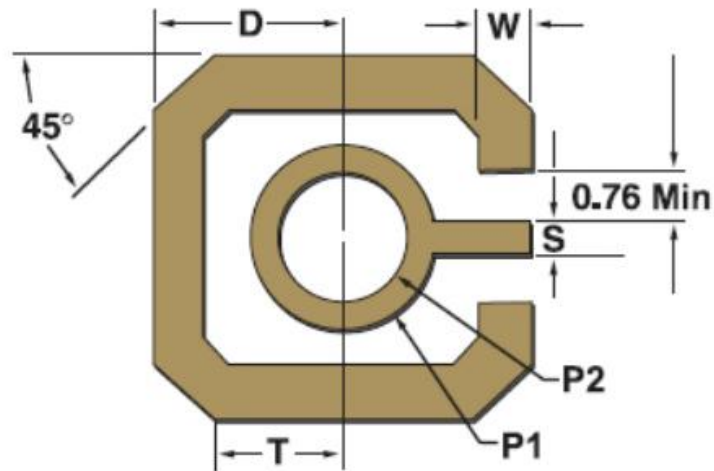
DIAMETER	"D"	"T"	"W"	"P"	"S"
5mm	2.59	1.67	1.04	2.03	0.38
6mm	2.96	1.96	1.09	2.45	0.64
7mm	3.45	2.28	1.27	2.86	0.76
8.4mm	4.19	2.77	1.55	3.48	0.92
10mm	4.67	3.15	1.55	4.08	1.10
12mm	5.59	3.76	1.85	4.90	1.30
12.2mm	5.72	3.86	1.85	4.90	1.30
14mm	6.40	4.34	1.98	5.70	1.60
16mm	7.32	4.98	2.26	6.50	1.60
18mm	8.32	5.61	2.54	7.00	1.90
20mm	9.04	6.17	2.54	7.00	1.90

Best Technology Co., Limited.

Tel: +86-755-2909 1601/1602

Fax: +86-755-8949 2899

Single Sided PCB with LED Contact PAD Layout
 (Suitable for Four-Legs Metal Dome with through hole)



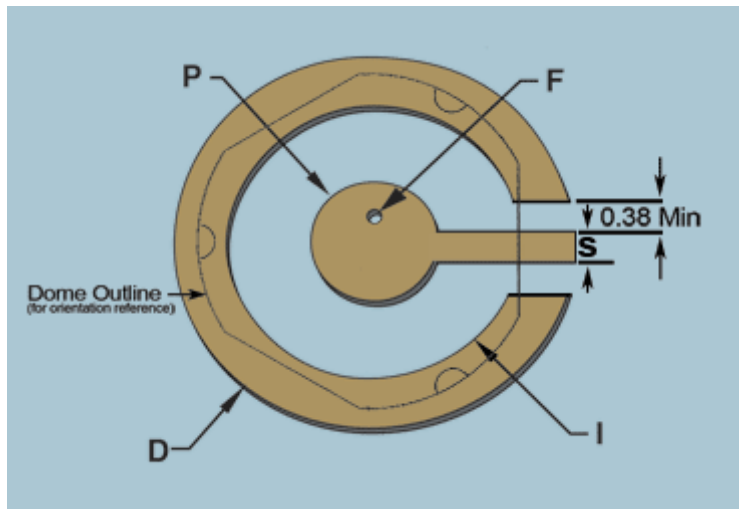
Diameter	"D"	"T"	"W"	"P"	"P2"	"S"
8.5mm	4.19	2.77	1.09	3.48	≤ dome hole	0.92
10mm	4.67	3.15	1.55	4.08	≤ dome hole	1.10
12mm	5.59	3.76	1.85	4.90	≤ dome hole	1.30
14mm	6.40	4.34	1.98	5.70	≤ dome hole	1.60

Best Technology Co., Limited.

Tel: +86-755-2909 1601/1602

Fax: +86-755-8949 2899

Single Sided PCB Contact PAD Layout
(Suitable for Triangle series Metal Dome)



Diameter	"D"	"I"	"P"	"F"	"S"
4mm	4.76	3.00	1.70	0.32	0.25
5mm	5.76	4.00	2.03	0.41	0.38
6mm	6.76	5.00	2.54	0.41	0.64
7mm	8.25	5.45	2.86	0.60	0.76
8mm	9.27	6.73	3.20	0.89	0.90
9mm	10.27	7.48	3.81	0.89	1.00
10mm	11.28	8.49	4.08	0.89	1.10
12mm	13.27	10.18	4.90	0.89	1.30

All information show above should be for reference only!
The final design of PCB layout should be determined by customer!

Best Technology Co., Limited.

Tel: +86-755-2909 1601/1602

Fax: +86-755-8949 2899